



# Kentucky High School Athletic Association

2280 Executive Drive ° Lexington, KY 40505 ° www.khsaa.org ° (859)299-5472 (859)293-5999 (fax)

## MEMORANDUM

To: Superintendent, Principal, and Athletic Director  
Madison Southern High School

From: Brigid L. DeVries, Commissioner  
Larry Boucher, Assistant Commissioner


Date: May 15, 2007

Subject: 2006-2007 Title IX Annual Report Forms Submission

Enclosed please find a copy of Form T-65, the 2006-2007 KHSAA Title IX Annual Report Submission Status Report. In addition, you may find an attachment with corrected copies of the forms submitted by your school personnel. Please review this information so the forms can be completed accurately in the future.

Also, KHSAA Audit Team Members may have requested resubmission of some of the 2006-2007 Annual Report Forms or need additional information on your athletic programs. Please submit this information by the date requested if this is applicable. Copies and all KHSAA Title IX documents must be kept current and included in your permanent Title IX File at the school. All documents are subject to Open Records Requests.

Should you need any further information, please do not hesitate to call anytime.



**KHSAA TITLE IX  
ANNUAL REPORT SUBMISSION  
STATUS REPORT  
2006-2007**

KHSAA  
Form T65 Revised 8/05

TO: KHSAA Member School Superintendents, Principals, and Athletic Directors

FROM: Brigid L. DeVries, Commissioner  
Larry Boucher, Assistant Commissioner

DATE: 5/9/2007

School	Madison Southern High	Reviewed by	Phyllis Catlett
--------	-----------------------	-------------	-----------------

The following is a status report regarding the required 2006 - 2007 Title IX Annual Report submission of forms due into the KHSAA office by April 15, 2007. Appropriate KHSAA Audit Team personnel have reviewed these forms and the following is a summary of this review.

I. Checklist of Forms properly submitted in a satisfactory manner:

X	GE 19 (Annual Verification)	X	T-35 (Budget Expenses)
X	T-1 (Summary Program Chart 1)	X	T-36 (Budget Expenses)
X	T-2 (Summary Program Chart 2)	X	T-41 (Checklist – Overall Interscholastic Program)
X	T-3 (Summary Program Chart 3)	X	T-60 (Corrective Action Plan)
X	T-4 (Summary Program Chart 4)		T-63 (Interscholastic Survey Results)

II. Status

A.	X	2006– 2007 Forms are satisfactory and no further information or action is necessary at this time.
B.		Errors have been noted with respect to the following forms:
C.		The following forms were omitted and must be submitted by school representatives:
D.	X	Other Recommendation and Comments: All forms appear to be in order. According to the information submitted by the school it appears the school is presently not in compliance with any of the three tests; however the school has already addressed this matter in the Corrective Action Plan by adding bowling for the girls program in the fall 2008. This addition to the girls program would enable the school to achieve compliance. Addition to the boys program at this time is not advised until compliance is achieved.



**KENTUCKY HIGH SCHOOL ATHLETIC ASSOCIATION**  
**2006-2007 ANNUAL VERIFICATION OF TITLE IX PROCEDURES**  
 (To be submitted by April 15, 2007 along with other required forms)

KHSAA Form GE19  
Rev. 10/06

The Madison Southern High School, Berea, Kentucky  
 (Name of High School) (City)

certifies to the Kentucky High School Athletic Association that the following is an accurate and true representation of the facts surrounding compliance with 20 U.S.C. Sections 1681-1688, et. Seq. (also known as Title IX)

**I certify the following provisions in accordance with records at the school contained in the permanent Title IX file, at least one copy of which must be maintained in the Principal's office, and to the best of my knowledge have completed the following tasks (All boxes must be checked).**

Established a gender equity committee at the high school. (list committee personnel and provide attachment if necessary)

Name	Address	Phone	Title
David Gilliam	625 Apache Drive, Paint Lick, KY	859-986-7534	Athletic Director
Ken Bicknell	279 Glades Road, Berea, KY	859-986-8424	Assistant Principal
Brian Cunigan	279 Glades Road, Berea, KY	859-986-8424	Girls Basketball Coach
Shane Buttry	279 Glades Road, Berea, KY	859-986-8424	Boys Basketball Coach
Doug Carter	279 Glades Road, Berea, KY	859-986-8424	Football Coach
Elaine Phillips	279 Glades Road, Berea, KY	859-986-8424	Boys/Girls Tennis Coach
Katy Cress	279 Glades Road, Berea, KY	859-986-8424	Girls Soccer/Track Coach

Scheduled a minimum of three meetings during the 2006-2007 school year on the following dates:  
July 13, 2006  
November 2, 2006  
March 20, 2007

Designated the following person(s) as the Title IX coordinator for the school:

Name	Title	Address	Phone
David Gilliam	Athletic Director	279 Glades Rd., Berea, KY	859-986-8424

Designated the following person(s) as the Title IX coordinator for the district:

Name	Title	Address	Phone
Clara Parrish	Bd. of Ed.-Supervisor	550 South Keeneland Dr. Richmond, KY	859-624-4500


School personnel are continuing to make periodic reviews of the boys' and girls' athletics program reflected in the Corrective Action Plan.

In addition to the above information, the above referenced school maintains a complete permanent file relative to Title IX records including copies of the self-assessment audit, all corrective action plans, and other related materials.

[Signature] 4/9 2007  
 Principal's Signature Date

[Signature] [Signature]  
 Superintendent Signature School Board Chairpersons' Signature

*(Send original copy to KHSAA - Maintain duplicate in Title IX school folder)*



# MADISON SOUTHERN HIGH SCHOOL

279 GLADES ROAD

BEREA, KY 40403

PHONE: (859) 986-8424

FAX: (859) 986-3092

HTTP://WWW.MADISON.K12.KY.US/MS/

## Madison Southern Gender Equity in Athletics Committee Additional Members

Tim Murphy	121 Raven Drive, Berea, KY 40403	859-986-1368	Parent-Rep./SBDM
Leo Liske	201 Wilson Street, Berea, KY 40403	859-200-4146	Parent-Boy's Booster Rep.
Jami Belcher	109 Jason Circle, Berea, KY 40403	859-228-0057	Parent-Girl's Booster Rep.
Cameron Allen	835 McKee Road, Berea, KY 40403	859-986-9746	Male Student Rep. ✓
Nikki Jeck	604 Kenway Ave, Berea, KY 40403	859-985-8847	Female Student Rep. ✓
Brittany Belcher	109 Jason Circle, Berea, KY 40403	859-228-0057	Female Student Rep. ✓

**ACCOMMODATION OF INTERESTS AND ABILITIES**  
**SUMMARY PROGRAM CHART 1**

**Participation Opportunities Test One**


		(Column 1)	(Column 2)	(Column 3)	(Column 4)
	Program	Enrollment	Percentage of Total Enrollment	Number of Interscholastic Participants (double and triple count)	Percentage of Total Participation
Row 1	GIRLS	489	49.7%	200	43%
Row 2	BOYS	494	50.3%	266	57%
Row 3	Totals	983	100%	466	100%

## Instructions:

\*Number of 8<sup>th</sup> grade students & below used in Column 3 and Column 4 calculations if applicable: 14

- Determine the total number of girls enrolled, (place in Row 1, Column 1). Determine the total number of boys enrolled, (place in Row 2, Column 1).
- Add the total number of girls and boys enrolled to determine total enrollment, (place in Row 3, Column 1).
- Calculate the percentage of total enrollment that is female. (Divide Row 1, Column 1 by Row 3, Column 1 and place in Row 1, Column 2.) Calculate the percentage of total enrollment that is male. (Divide Row 2, Column 1 by Row 3, Column 1 and place in Row 2, Column 2.) Note: Row 1, Column 2 plus Row 2, Column 2 should total 100%.
- Ask the head coaches to review the most updated eligibility or squad lists for their teams. Ask coaches to confirm the names of those individuals who are on the team as of the first **date of regular season competition**, and cross out the names of those who were cut from the team or quit the team prior to the first regular season competitive event. Determine the total number of interscholastic athletics participants that are girls, (and place in Row 1, Column 3). In order to determine the total number of athletics participants, an individual should be counted each time he or she participates on a team. For example, if Jane Doe competes on the varsity volleyball team, the junior varsity volleyball team, the junior varsity basketball team, and the varsity softball team, she should be counted as four participants (**do not include club or intramural sports participants, cheerleaders, dance teams, or pom squads**). Calculate the same way for boys and girls. \* In addition, should 8<sup>th</sup> grade students and below play on a Freshman, Junior Varsity, or Varsity team, they should also be counted for each team and sport on which they participate. If applicable, please asterisk the above notation as to how many 8<sup>th</sup> grade students & below are included in the totals.  
  
Using the same procedure, determine the total number of interscholastic athletic participants that are boys, (and place in Row 2, Column 3). Add Row 1, Column 3 plus Row 2, Column 3 to get total participants and place in Row 3, Column 3.
- Calculate the percentage of female participation. (Row 1, Column 3 divided by Row 3, Column 3 and place in Row 1, Column 4.) Calculate the percentage of male participation. (Row 2, Column 3 divided by Row 3, Column 3 and place in Row 2, Column 4.) Note: Row 1, Column 4 plus Row 2, Column 4 should total 100%.

Note: While being within three percent is not a formal compliance standard; if the percent listed in Row 1, Column 4 is within 3% of Row 1, Column 2, then it provides a good target within which compliance is likely.

Principal's Signature: Date: 4/10/07

**ACCOMMODATION OF INTERESTS AND ABILITIES**  
**SUMMARY PROGRAM CHART 2**

**Participation Opportunities Test Two**

		Column 1	Column 2	Column 3	Column 4	Column 5
<b>Program</b>		<b>Number of Teams Currently Offered</b>	<b>Number of Participants</b>	<b>Number of Teams Added Since the beginning of the 2002-2003 School Year</b>	<b>Number of Participants Added Since the beginning of the 2002-2003 School Year</b>	<b>Percent of Total Participation By Sex Added Since the beginning of the 2002-2003 School Year</b>
<b>GIRLS</b>	Row 1	varsity:	9	117	2	8
	Row 2	j.v.:	4	66	1	15
	Row 3	frosh:	2	17	1	9
	Row 4	total:	15	200	4	32
						<b>16%</b>
<b>BOYS</b>	Row 5	varsity:	9	138	2	10
	Row 6	j.v.:	5	84	0	0
	Row 7	frosh:	3	44	1	17
	Row 8	total:	17	266	3	27
						<b>10%</b>

- 1) For Column 1, list the number of interscholastic teams offered for girls and boys at each competitive level (varsity, junior varsity, and freshman). For girls, total each of the entries in Rows 1, 2, and 3 into Row 4. For boys, total Rows 5, 6, and 7 into Row 8.
- 2) For Column 2, list the number of participants at each level. For girls, total each of the entries in Rows 1, 2, and 3 into Row 4. For boys, total Rows 5, 6, and 7 into Row 8. **Note:** The totals in Row 4 for girls and in Row 8 for boys must be the same as the totals in Form T-1, Column 3, Rows 1 and 2 respectively.
- 3) For Column 3, list the number of interscholastic teams that have been added in the last five years at each competitive level. Count each team added during the 5 year period only one time. e.g. Girl's junior varsity soccer was added 3 years ago, count the team only once, not 3 times. For girls, total the entries in Rows 1, 2, and 3 into Row 4. For boys, total Rows 5, 6, and 7 into Row 8.
- 4) For Column 4, list the number of participants that are currently on each level of the teams that were added in the last five years. If a team was added previously but no longer exists, there are no current participants to be added for that team. For girls, total the entries in Rows 1, 2, and 3 into Row 4. For boys, total Rows 5, 6, and 7 into Row 8.
- 5) For Column 5, calculate the percentage of participants that have been added in the last five years. For girls, take the number in Column 4, Row 4 and divide by the number in Column 2, Row 4. For boys, take the number in Column 4, Row 8 and divide it by the number in Column 2, Row 8.

Note: If the percentage of current participants added in the last five years is 25% or greater, compliance with Test Two may be possible. If less than 25%, then compliance with Test Three should be analyzed. **CAUTION:** 25% is not a formal compliance standard.

Principal's Signature: \_\_\_\_\_

Date: \_\_\_\_\_

2006-2007  
ACCOMMODATION OF INTERESTS AND ABILITIES  
SUMMARY PROGRAM CHART 3

KHSAA  
 Form T3  
 Rev10/06

✓  
OK  
All  
Filed

Participation Opportunities Test Three

FOR ANY QUESTION ANSWERED "YES" IDENTIFY THE RESPECTIVE SPORT(S).

	GIRLS (Yes / No)		BOYS (Yes / No)
1. For a sport <u>not</u> currently offered, is there sufficient interest, based on your most recent Student Interest Survey, to form a viable interscholastic team based on student responses from the interscholastic survey? If yes, what sport?	Yes, Bowling <i>OK</i>		Yes, Wrestling
2. For a sport currently offered at the varsity level only, is there sufficient interest, based on your most recent Student Interest Survey, to form a viable team for a junior varsity or freshman team that is not currently offered?	No		No
3. For a sport <u>not</u> currently offered in your interscholastic athletics program, is there sufficient interest to form a viable interscholastic team based on participation on an intramural team or community recreation teams?	No		No
4. For a sport currently offered at the junior varsity or freshman level is there sufficient interest, based on your most recent Student Interest Survey, to form a varsity team not currently offered?	No		No
5. If you answered YES to question (1), (2), (3), or (4), are there enough high schools in your geographic area offering the sport (at the appropriate level) to allow for the development of a reasonable schedule of competition?	Yes		Yes

Principal's Signature: *HTB* Date: 4/9/07

2006-2007  
**ACCOMODATION OF INTERESTS AND ABILITIES**  
**SUMMARY PROGRAM CHART 4**

Levels of Competition Test One

		Column 1	Column 2	Column 3
Girls	Team Levels	Number of Teams Currently Offered	Number of Participants	Percentage of Participants at Each Level
Row 1	varsity:	9	117	59%
Row 2	j.v.:	4	66	33%
Row 3	frosh:	2	17	8%
Row 4	total:		200	100%
<b>Boys</b>				
Row 5	varsity:	9	138	52%
Row 6	j.v.:	5	84	31%
Row 7	frosh:	3	44	17%
Row 8	total:		266	100%

- 1) Column 1, list the number of interscholastic teams offered for girls and boys at each competitive level; varsity, junior varsity, and freshman. (Refer to Form T-2, Accommodation of Interests and Abilities, Summary Program Chart 2, Column 1.)
- 2) For Column 2, list the number of participants at each level. For girls, total the entries in Rows 1, 2, and 3 into Row 4. For boys, total the entries in Rows 5, 6, and 7 into Row 8. (Refer to Form T-2, Accommodation of Interests and Abilities, Summary Program Chart 2, Column 2.)
- 3) For Column 3, calculate the percentage of female and male participants at each level.  
For girls' varsity, junior varsity, and frosh, respectively:
  - Divide Column 2, Row 1 by Column 2, Row 4, and place the percentage in Column 3, Row 1.
  - Divide Column 2, Row 2 by Column 2, Row 4, and place the percentage in Column 3, Row 2.
  - Divide Column 2, Row 3 by Column 2, Row 4, and place the percentage in Column 3, Row 3.
  -
 For boys' varsity, junior varsity, and frosh, respectively:
  - Divide Column 2, Row 5 by Column 2, Row 8, and place the percentage in Column 3, Row 5.
  - Divide Column 2, Row 6 by Column 2, Row 8, and place the percentage in Column 3, Row 6.
  - Divide Column 2, Row 7 by Column 2, Row 8, and place the percentage in Column 3, Row 7.

Principal's Signature:  Date: 4/9/07




**2006-2007  
ACTUAL EXPENDITURES - PROGRAM COMPARISON CHART I  
TO INCLUDE BOOSTER CLUB FUNDING**

	equipment and supplies		travel		awards		coaches' salaries (to include supplemental and extended employment; <i>dollar amount required</i> )			facilities improvements		publications (if sport-specific)	
	Expenditures		Expenditures		Expenditures		Expenditures			Expenditures		Expenditures	
	School	Booster	School	Booster	School	Booster	School	Booster	# of Coaches	School	Booster	School	Booster
G basketball	1000	1100	0	600	0	100	*	4	0	0	0	0	0
B basketball	1800	2000	0	900	0	100	*	4	0	0	0	0	0
G softball	1200	2900	0	200	0	100	*	3	0	100	0	0	0
B baseball	2700	900	0	300	0	200	*	3	0	0	0	0	0
G cross country	600	0	200	0	0	0	*	2	0	0	0	0	0
B cross country	600	0	200	0	0	0	*	2	0	0	0	0	0
G golf	200	0	1100	0	0	0	*	2	0	0	0	0	0
B golf	0	0	700	0	0	0	*	2	0	0	0	0	0
G soccer	2900	2400	100	2500	0	800	*	2	0	0	0	0	0
B soccer	2000	1800	0	0	0	100	*	2	0	0	0	0	0
G swimming	0	0	0	0	0	0	*	1	0	0	0	0	0
B swimming	0	0	0	0	0	0	*	1	0	0	0	0	0

1. Total expenditures on T-35 and T-36 on the 2006-2007 year report due by April 15, 2007, should reflect the total monies spent (rounded off to nearest hundred) for the entire school year of 2005-2006 ending June 30, 2006.

2. Booster Club Funding/Contributions must be included in the above expenditures total. (Note: It is illegal for coaches to be paid by Booster Clubs Reference KHSAA Bylaw 27)

Principal's Signature: 

Date: 4/9/07

**2006-2007  
ACTUAL EXPENDITURES - PROGRAM COMPARISON CHART 2  
TO INCLUDE BOOSTER CLUB FUNDING**

	equipment and supplies		travel		awards		coaches' salaries (to include supplemental and extended employment; dollar amount required)		facilities improvements		publications (if sport-specific)	
	Expenditures		Expenditures		Expenditures		Expenditures		Expenditures		Expenditures	
	School	Booster	School	Booster	School	Booster	School	# of Coaches	School	Booster	School	Booster
G track	200	2400	300	0	0	500	*	2	0	0	0	0
B track	200	2400	300	0	0	500	*	2	0	0	0	0
G tennis	1000	0	0	0	0	0	*	1	0	0	0	0
B tennis	1000	0	0	0	0	0	*	1	0	0	0	0
G volleyball	200	2000	300	1200	0	500	*	3	0	0	0	0
B wrestling	N/A	N/A	N/A	N/A	N/A	N/A	N/A	N/A	N/A	N/A	N/A	N/A
G (list sport)	N/A	N/A	N/A	N/A	N/A	N/A	N/A	N/A	N/A	N/A	N/A	N/A
B football	6800	1100	700	1200	0	2400	*	6	0	0	0	0
G (list sport)	N/A	N/A	N/A	N/A	N/A	N/A	N/A	N/A	N/A	N/A	N/A	N/A
B (list sport)	N/A	N/A	N/A	N/A	N/A	N/A	N/A	N/A	N/A	N/A	N/A	N/A

1. Total expenditures on T-35 and T-36 on the 2006-2007 year report due by April 15, 2007, should reflect the total monies spent (rounded off to nearest hundred) for the entire school year of 2005-2006 ending June 30, 2006.

2. Booster Club Funding/Contributions must be included in the above expenditures totals.

Indicate percentage of total expenditures for each gender: (If disparities are obvious, list on your Corrective Action Plan (T-60) what action you will take to correct the problem.)


Gender	Expenditures	Percentage
Boys	\$30,900	53.65%
Girls	\$26,700	46.35%
<b>Total:</b>	<b>\$57,600</b>	<b>100%</b>

OK

*[Handwritten Signature]*

Principal's Signature: \_\_\_\_\_

Date: 4/9/07



# MADISON SOUTHERN HIGH SCHOOL

279 GLADES ROAD

BEREA, KY 40403

PHONE: (859) 986-8424

FAX: (859) 986-3092

HTTP://WWW.MADISON.K12.KY.US/MS/

## Attachment concerning KHSAA Form T35 and Form T36

\*Coaches salaries are appropriated and paid by the Madison County Board of Education.  
They are as follows:

Girl's Basketball	\$3,869 and 55 extended days
Boy's Basketball	\$3,869 and 55 extended days
Softball	\$2,680
Baseball	\$2,680
Girl's Cross Country	\$649
Boy's Cross Country	\$649
Girl's Golf	\$1,050
Boy's Golf	\$1,050
Girl's Soccer	\$1,293 and 20 extended days
Boy's Soccer	\$1,293 and 20 extended days
Girl's Track	\$1,608
Boy's Track	\$1,608
Boy's Tennis	\$1,287
Girl's Tennis	\$1,287
Volleyball	\$1,287 and 20 extended days
Football	\$3,869 and 55 extended days

\*All publications are done by season (ie: Fall, Winter, Spring), and equally feature male and female teams. ✓  
Cover includes male and female athletes and equal number of pages is devoted to male and female athletes.

\*Transportation to all games is provided by Madison County School Buses. Male and Female teams play ✓  
comparable schedules and therefore we have equity in transportation expenses.

\*Maintenance of facilities is provided by Madison County Schools. Male and Female sports share facilities ✓  
and receive equal access and use with the exception of Baseball, Softball, and Volleyball.

## 2006-2007 KHSAA TITLE IX ATHLETICS AUDIT

KHSAA  
Form T41  
Rev. 10/06

### Checklist - Overall Interscholastic Athletics Program

**DIRECTIONS:**

For the Areas of Compliance (Opportunities and Benefits) listed on the left hand side of the page, place a checkmark under the appropriate column identifying whether your school provided an advantage to the Girls' Program, or to the Boys' Program or to Neither Program.

Areas of Compliance:	ADVANTAGE TO:		
	GIRLS' PROGRAM	BOYS' PROGRAM	NEITHER PROGRAM
<b>OPPORTUNITIES</b>			
Accommodation of Interest and Abilities			X
<b>BENEFITS</b>			
Equipment and Supplies			X
Scheduling of Games and Practice Time			X
Travel and Per Diem Allowances			X
Coaching			X
Locker Rooms, Practice and Competitive Facilities			X
Medical and Training Facilities and Services			X
Publicity			X
Support Services			X
Athletic Scholarships			X
Tutoring			X
Housing and Dining Facilities and Services			X
Recruitment of Student Athletes			X

Principal's Signature: \_\_\_\_\_



Date: \_\_\_\_\_

4/9/07

CORRECTIVE ACTION PLAN

**DIRECTIONS:**

- For Column 1, indicate the intended area (Opportunities or Benefits) which needs corrective action in order to achieve gender equity. For Column 2, write the suggested change or activities that will correct the area in need of alteration. For Column 3, include the estimated completion date for the changes or activities.
- It is possible to attain compliance with Title IX and no longer need "corrective" action. However, the KHSAA strongly encourages compliant schools to identify items for improvement (Column 1), activities to accomplish the improvement (Column 2) and a timetable for completion (Column 3) that will strengthen the athletic program.
- You may copy this form as needed. Please attach corrective action plans along with audit forms and submit by April 15, 2007.

COLUMN 1	COLUMN 2	COLUMN 3
ITEM FOR CORRECTION/ IMPROVEMENT	SUGGESTED CHANGE/ ACTIVITIES	TIME TABLE FOR CORRECTIVE ACTION/ COMPLETION
Accommodation of interest and abilities.	Offer Bowling as an interscholastic team.	August 2008
Actual Expenditures	Increase School Spending for girls sports by... <ul style="list-style-type: none"> <li>Purchasing new uniforms for Girls Soccer</li> </ul>	December 2008
Actual Expenditures	Increase Booster Spending for girls sports by... <ul style="list-style-type: none"> <li>Providing team meals for Volleyball away games.</li> <li>Paying expenses for overnight tournament in Girls Basketball</li> </ul>	August 2008
Facilities	Build new locker room facilities in gymnasium	August 2010
Facilities	Volleyball team will play in H.S. gymnasium and have a locker room dedicated to volleyball.	August 2008



Principal's Signature: \_\_\_\_\_

Date: \_\_\_\_\_

4/9/07